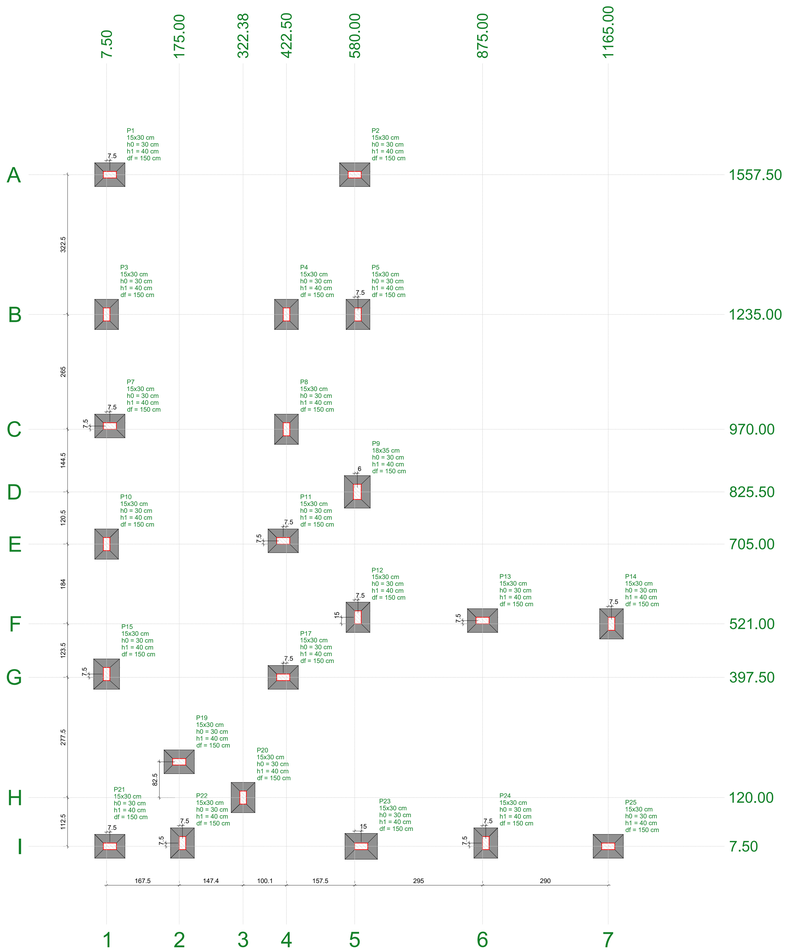

Planta de locação

escala 1:50

Pilar						Fundação													
Nome	Seção (cm)	X (cm)	Y (cm)	Carga Máx. (tf)	Carga Mín. (tf)	Mx Máximo (kgf.m)		My Máximo (kgf.m)		Fx Máximo (tf)		Fy Máximo (tf)		Lado B (cm)	Lado H (cm)	h0 / ha (cm)	h1 / hb (cm)	df (cm)
						Positivo	Negativo	Positivo	Negativo	Positivo	Negativo	Positivo	Negativo					
P1	15x30	15.00	1557.50	3.5	3.3	0	0	0	0	0.0	-0.2	0.1	0.0	55	70	30	40	150
P2	15x30	580.00	1557.50	3.4	3.2	0	0	0	0	0.1	0.0	-0.1	0.0	55	70	30	40	150
P3	15x30	7.50	1235.00	4.2	4.0	0	0	0	0	0.0	-0.1	0.1	0.0	55	70	30	40	150
P4	15x30	422.50	1235.00	4.0	3.8	0	0	0	0	0.1	0.0	0.2	0.0	55	70	30	40	150
P5	15x30	587.50	1235.00	5.6	5.3	0	0	0	0	-0.1	0.0	0.3	0.0	55	70	30	40	150
P7	15x30	15.00	977.50	4.7	4.5	0	0	0	0	0.0	-0.4	0.1	0.0	55	70	30	40	150
P8	15x30	422.50	970.00	4.0	3.8	0	0	0	0	0.3	0.0	0.0	-0.2	55	70	30	40	150
P9	18x35	586.00	825.50	4.7	4.4	0	0	0	0	0.0	0.0	0.1	0.0	60	75	30	40	150
P10	15x30	7.50	705.00	4.8	4.6	0	0	0	0	0.0	-0.2	0.1	0.0	55	70	30	40	150
P11	15x30	415.00	712.50	4.2	4.0	0	0	0	0	0.3	0.0	0.1	0.0	55	70	30	40	150
P12	15x30	587.50	536.00	5.8	5.4	0	0	0	0	0.0	-0.1	0.0	-0.1	55	70	30	40	150
P13	15x30	875.00	528.50	5.7	5.5	0	0	0	0	0.1	0.0	0.2	0.0	55	70	30	40	150
P14	15x30	1172.50	521.00	3.7	3.5	0	0	0	0	0.1	0.0	0.3	0.0	55	70	30	40	150
P15	15x30	7.50	405.00	6.4	6.2	0	0	0	0	0.0	-0.2	0.2	0.0	60	70	30	40	150
P17	15x30	415.00	397.50	5.6	5.4	0	0	0	0	0.3	0.0	0.0	-0.2	55	70	30	40	150
P19	15x30	175.00	202.50	3.6	3.4	0	0	0	0	0.3	0.0	0.0	-0.2	55	70	30	40	150
P20	15x30	322.38	120.00	2.5	2.3	0	0	0	0	0.1	0.0	0.0	-0.3	55	70	30	40	150
P21	15x30	15.00	7.50	3.9	3.6	0	0	0	0	0.0	0.0	0.0	-0.1	55	70	30	40	150
P22	15x30	182.50	15.00	3.9	3.7	0	0	0	0	0.0	-0.3	0.1	0.0	55	70	30	40	150
P23	15x30	595.00	7.50	6.1	5.9	0	0	0	0	0.1	0.0	0.0	0.0	60	75	30	40	150
P24	15x30	882.50	15.00	5.5	5.3	0	0	0	0	0.0	0.0	0.0	-0.4	55	70	30	40	150
P25	15x30	1165.00	7.50	3.6	3.3	0	0	0	0	0.1	0.0	0.0	-0.3	55	70	30	40	150

Os esforços indicados nesta tabela são os valores máximos obtidos pela envoltória de todas as combinações definidas para as fundações. Para análises complementares, deve-se consultar o relatório de esforços na fundação, que apresenta os valores calculados para cada combinação.

Locação no eixo X	
Coordenadas (cm)	Nome
7.50	P3, P10, P15
15.00	P1, P7, P21
175.00	P19
182.50	P22
322.38	P20
415.00	P11, P17
422.50	P4, P8
580.00	P2
586.00	P9
587.50	P5, P12
595.00	P23
875.00	P13
882.50	P24
1165.00	P25
1172.50	P14

Locação no eixo Y	
Coordenadas (cm)	Nome
1557.50	P1, P2
1235.00	P3, P4, P5
977.50	P7
970.00	P8
825.50	P9
712.50	P11
705.00	P10
536.00	P12
528.50	P13
521.00	P14
405.00	P15
397.50	P17
202.50	P19
120.00	P20
15.00	P22, P24
7.50	P21, P23, P25

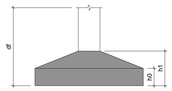

FUNDAÇÕES

S1=S2=S3=S4=S5=S7=S8=S10=S11=S12=S13 =S14=S17=S19=S20=S21=S22=S24=S25

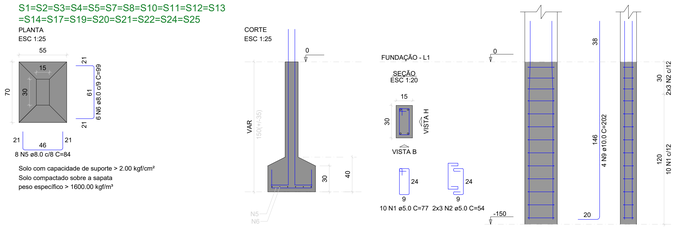

P1=P2=P3=P4=P5=P7=P8=P10=P11= =P12=P14=P17=P19=P20=P21=P22= =P25

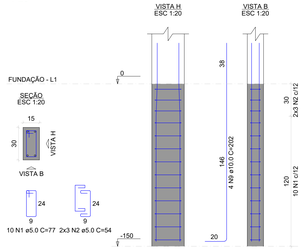

P13=P24

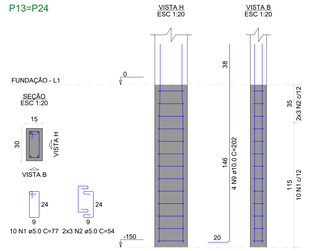

S9

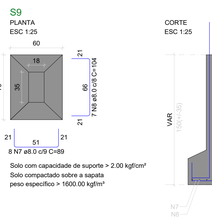

P9

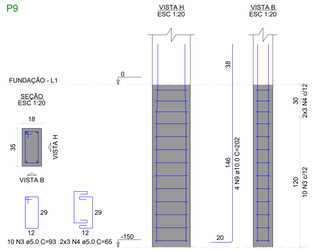

RELAÇÃO DO AÇO

17xP1
P15
S9

2xP13
10xS1
S23

AÇO	N	DIAM (mm)	QUANT	C.UNIT (cm)	C.TOTAL (cm)
CA60	1	5.0	210	77	16170
	2	5.0	126	54	6804
	3	5.0	6	93	558
	4	5.0	12	65	780
CA50	5	8.0	150	84	12600
	6	8.0	120	89	11880
	7	8.0	23	89	2047
	8	8.0	11	104	1144
	9	10.0	68	202	13736

RESUMO DO AÇO

AÇO	DIAM (mm)	C.TOTAL (m)	PESO + 10% (kg)
CA50	8.0	280.5	121.7
	10.0	177.8	120.6
CA60	5.0	242.9	41.2
PESO TOTAL (kg)			
CA50	242.3		
CA60	41.2		

Volume de concreto (C-25) = 4.12 m³
Área de forma = 46.59 m²

S15

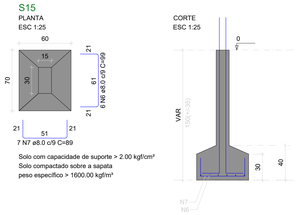

P15

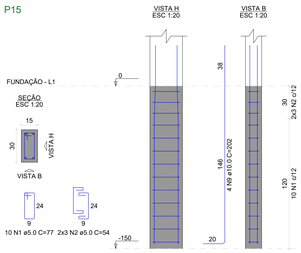

S23

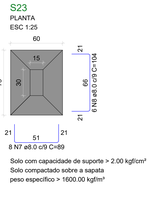

P23

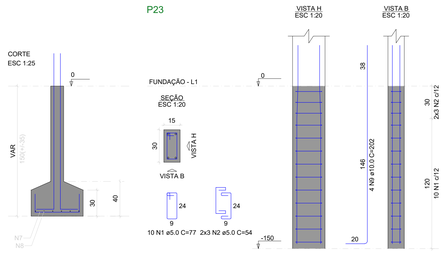

PREFEITURA:

BOMBEIRO DU NATURATINS:

PROJETO ESTRUTURAL

folha: 01/04

OBRA: Unidade Básica de Saúde

PROPRIETÁRIO: Fundo Municipal de Saúde de Riachinho - TO

CNPJ/CPF: 25.063.926/0001-57

ENDEREÇO: Assentamento Canoas

CONTEÚDO

Planta de Locação;
Detalhamento Fundações;

TERRENO:

FUNDO MUNICIPAL DE SAÚDE
RIACHINHO - TO

Assinado de forma digital por GUILHERME ALVES PONCE MAFRA:05055042111
Dados: 2023.03.17 08:37:27 -03'00'

ESCALA:	DESENHO	DATA
Como indicado	DAVID WANDERSON	21/06/2022

Autor:

Guilherme Alves Ponce Mafra
Engenheiro Civil
CREA 320214/D-TO

DIREITOS AUTORAIS RESERVADOS

FORMATO: A0